



**EC type-examination certificate
EG-Baumusterprüfbescheinigung
Attestation d'examen CE de type**

Certificate Number: 08/208/ARV 026

Notified Body: TÜV CERT-Zertifizierungsstelle des TÜV Hannover/Sachsen-Anhalt e.V.
Ident No. 0032

Certificate Owner: Blain Hydraulics GmbH
Boellinger Hoeft
D-74078 Heilbronn

Date of Application: 1998-12-09

Manufacturer: see Certificate Owner

Type of Product: Elevator Pipe Rupture Valve
R10 3 inch

Test Laboratory: Test Laboratory for Technical Systems

Date and Number of Test Report: 98/PM02890e dated 1999-05-21


EC-Directive: 95/16/EC

Test Results: The safety valve fulfilled the essential health and safety requirements of the directive for the area of usage stated on page 1 of the annex for the certificate.

Date of Issue: 1999-05-21

**TÜV CERT-Zertifizierungsstelle
für Maschinen, Aufzugs- und Fördertechnik
des TÜV Hannover/Sachsen-Anhalt e.V.**

Head of the Certification Body


(Rosin)



**DAR-Reg.-No.: ZLS-ZE-136/97
Ident No: 0032**

1999-05-21



**Annex to the EC type-examination certificate No.: 08/208/ARV 026,
page 1 of 2**

1. Required information

- 1.1 Elevator Pipe Rupture Valve R10 3 inch**
- 1.2 Range of usage: For Installation as stipulated in EN 81-2**
- 1.3 Flow range: $Q_c = 1226-2100$ l/min**
- 1.4 Pressure range: 10 – 100 bar**
- 1.5 Viscosity range: 15 – 400 Cst**
- 1.6 Ambient temperature range: 0 – 65°C**

2. Notice

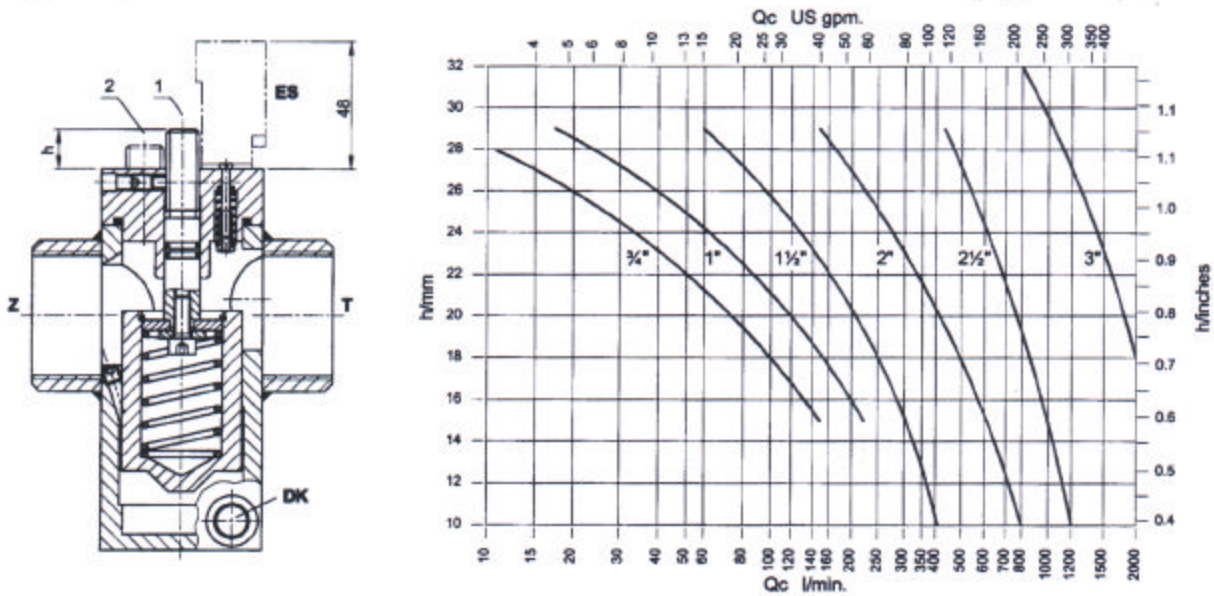
**This certificate can only be used in complete form, including all annexes.
The operating instructions of the manufacturer must be followed.**

1999-05-21

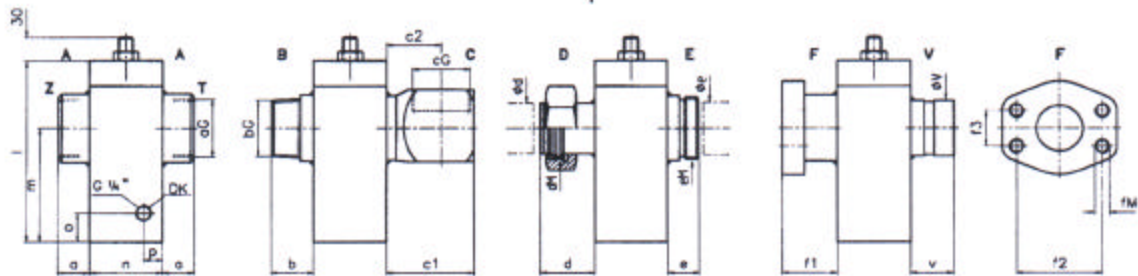


Annex to the EC type-examination certificate No.: 08/208/ARV 026, page 2 of 2

Set up Diagram of the R10 3 inch (manufacturers data)



Dimensions of the R10 3 inch (manufacturers data)



R10		R10		A		B		C		D		E		F			V		I		M		N		O		P		DK	
l/min.	US gpm	bar	psi	G.O. NPT	a	G.O. NPT	b	G.O. NPT	c1	c2	dM	dg	eM	eg	DN	fM	f1	f2	f3	Victaulic	l	m	n	o	p	Tube	kg	(AA)		
5 - 100	1,3 - 26	100	1500	3/4"	18	3/4"	32	3/4"	57	33	M 52 x 2	42	M 38 x 2	28						1,05	38	105	62	50	11	11	6	1,8		
101 - 175	27 - 45	100	1500	1"	21	1"	32	1"	57	33	M 52 x 2	42	M 38 x 2	28						1,31	38	105	62	50	11	11	6	1,6		
176 - 425	46 - 110	100	1500	1 1/2"	26	1 1/2"	35	1 1/2"	72	36	M 52 x 2	42	M 38 x 2	28	38	M12	44	70	35,7	1,90	38	143	94	60	11	11	6	3,4		
426 - 800	111 - 208	100	1500	2"	28	2"	38	2"	83	45	M 55 x 2	56	M 44 x 2	36	51	M12	45	77,8	42,9	2,37	38	167	108	80	20	17	8	7		
801 - 1225	209 - 318	80	1200	2 1/2"	30	2 1/2"	45	2 1/2"	103	55	M 78 x 2	63	M 50 x 2	40	64	M12	50	89	50,8	2,87	38	196	121	100	19	18	8	13		
1226 - 2100	319 - 546	60	900	3"	34	3"	45	3"	120	65	M 78 x 2	63	M 50 x 2	40	76	M16	50	106,4	62	3,50	38	240	149	120	22	21	10	21		