



**EC type-examination certificate  
EG-Baumusterprüfbescheinigung  
Attestation d'examen CE de type**

**Certificate Number:** 08/208/ARV 016

**Notified Body:** TÜV CERT-Zertifizierungsstelle des TÜV Hannover/Sachsen-Anhalt e.V.  
Ident No. 0032

**Certificate Owner:** Blain Hydraulics GmbH  
Boellinger Hoefe  
D-74078 Heilbronn

**Date of Application:** 1998-12-09

**Manufacturer:** see Certificate Owner

**Type of Product:** Elevator Pipe Rupture Valve  
R10 2 inch

**Test Laboratory:** Test Laboratory for Technical Systems

**Date and Number of Test Report:** 98/PM02890d dated 1999-04-07


**EC-Directive:** 95/16/EC

**Test Results:** The safety valve fulfilled the essential health and safety requirements of the directive for the area of usage stated on page 1 of the annex for the certificate.

**Date of Issue:** 1999-04-07

**TÜV CERT-Zertifizierungsstelle  
für Maschinen, Aufzugs- und Fördertechnik  
des TÜV Hannover/Sachsen-Anhalt e.V.**

**Head of the Certification Body**

  
(Rosin)



**DAR-Reg.-No.: ZLS-ZE-136/97  
Ident No: 0032**

1999-04-07



**Annex to the EC type-examination certificate No.: 08/208/ARV 016,  
page 1 of 2**

**1. Required information**

- 1.1 Elevator Pipe Rupture Valve R10 2 inch**
- 1.2 Range of usage: For Installation as stipulated in EN 81-2**
- 1.3 Flow range: Qc 426-800 l/min**
- 1.4 Pressure range: 10 – 100 bar**
- 1.5 Viscosity range: 15 – 400 Cst**
- 1.6 Ambient temperature range: 0 – 65°C**

**2. Notice**

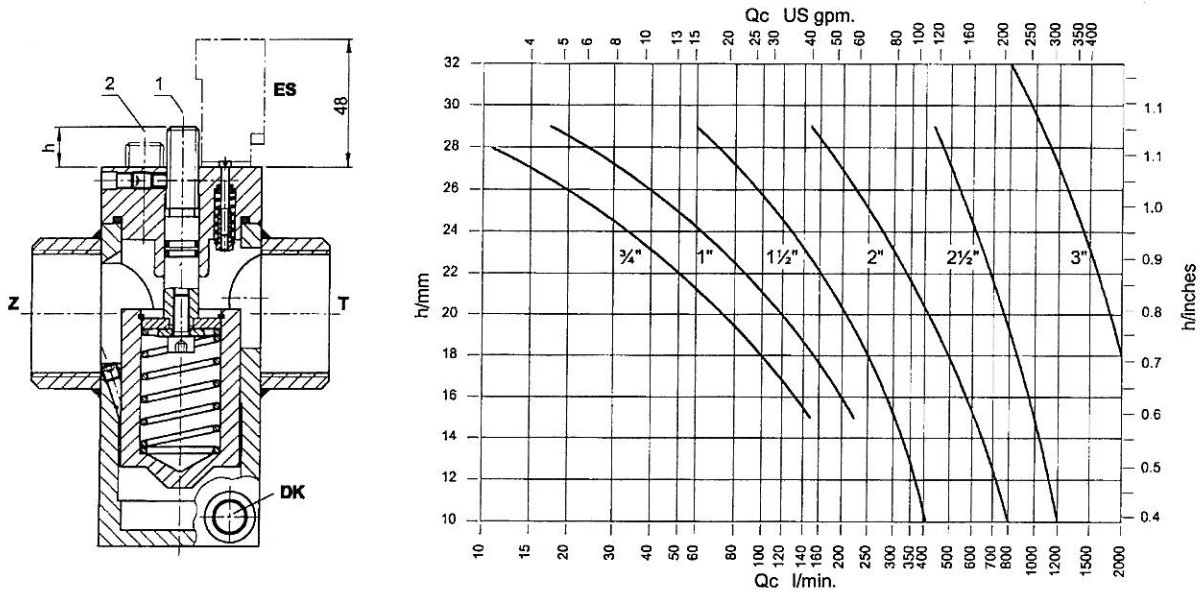
**This certificate can only be used in complete form, including all annexes.  
The operating instructions of the manufacturer must be followed.**

1999-04-07

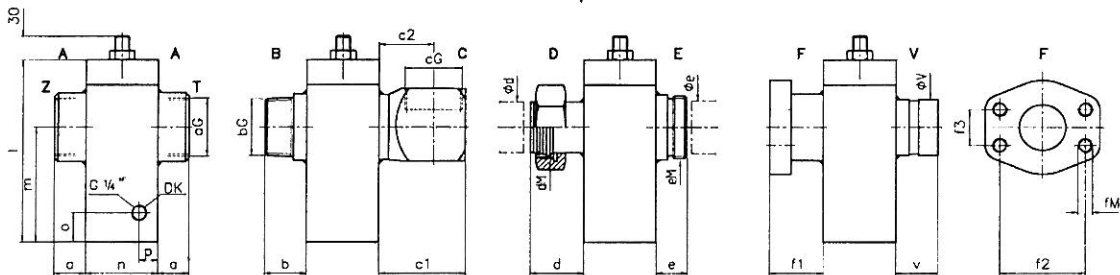


Annex to the EC type-examination certificate No.: 08/208/ARV 016,  
page 2 of 2

Set up Diagram of the R10 2 inch (manufacturers data)



Dimensions of the RSL 2 inch (manufacturers data)



R10		R10		A		B		C		D		E		F				V		l	m	n	o	p	DK	Tube φd (AA)	kg			
Qc l/min.	US gpm	P max. bar	psi	G.O. NPT a	G.O. NPT b	G.O. NPT c1	c2	dM	φd	eM	φe	DN	fM	f1	f2	f3	φV	v												
5 - 100	1,3 - 26	100	1500	3/4"	18	3/4"	32	3/4"	57	33	M 52 x 2	42	44	36	28	26				1,05	38	105	62	50	11	11	6	1,6		
101 - 175	27 - 45	100	1500	1"	21	1"	32	1"	57	33	M 52 x 2	42	44	36	28	26				1,31	38	105	62	50	11	11	6	1,6		
176 - 425	46 - 110	100	1500	1 1/2"	26	1 1/2"	35	1 1/2"	72	36	M 52 x 2	42	44	36	28	26	38	M12	44	70	35,7	1,90	38	143	94	60	11	11	6	3,4
426 - 800	111 - 208	100	1500	2"	28	2"	38	2"	83	45	M 65 x 2	56	44	65	44	40	51	M12	45	77,8	42,9	2,37	38	167	108	80	20	17	8	7
801 - 1225	209 - 318	80	1200	2 1/2"	30	2 1/2"	45	2 1/2"	103	55	M 78 x 2	63	50	78	40	64	M12	50	89	50,8	2,87	38	196	121	100	19	18	8	13	
1226 - 2100	319 - 546	60	900	3"	34	3"	45	3"	120	65	M 78 x 2	63	50	78	40	76	M16	50	106,4	62	3,50	38	240	149	120	22	21	10	21	

Example: